



6,433 Primary Care Patients Served



4,517 Behavioral Health Visits

5,157 HIV + Clients Case Managed



38,000 HIV Supportive Services



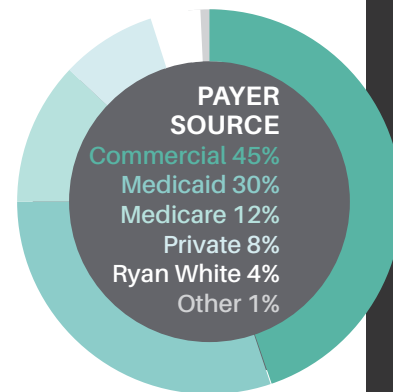
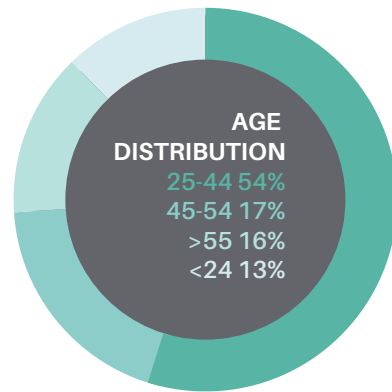
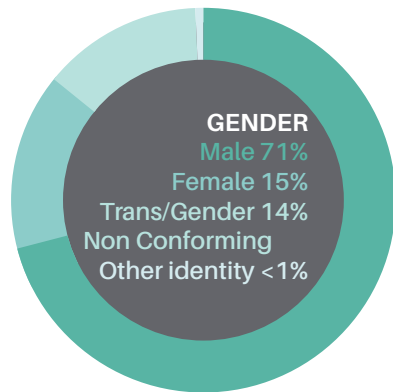
12,923 Medical Visits



2,219 Dental Visits



103,366 Prescriptions Filled



White 54.62%
Black/AA 35.51%
Latino(a) 3.29%
Other Multi-Racial 2.29%
African National 1.43%
Black/AA & White 1.24%
Asian 0.76%
Refused / Declined to answer 0.43%
American Indian/Alaskan Native & Black/AA 0.14%
American Indian/Alaskan Native 0.14%
Client doesn't know their race 0.05%
American Indian/Alaskan Native & White 0.05%
Native Hawaiian/Other Pacific Islander 0.05%

STATEMENT OF ACTIVITIES

For the Fiscal Year Ending June 30, 2018

ASSETS	TOTAL
Current Assets	\$19,582,354
Non-Current Assets	\$2,570,173
Total Assets	\$22,152,527

LIABILITIES & NET ASSETS	
Current Liabilities	\$4,043,313
Long-term Liabilities	\$663,097
Total Liabilities	\$4,706,410
Net Asset	\$17,446,117
Total Liabilities and Net Assets	\$22,152,527

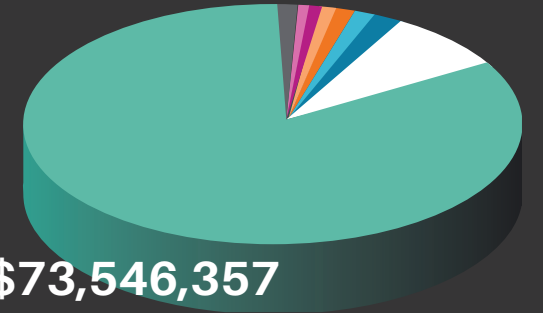
REVENUE:	
US Dept of Health and Human Services	\$655,098
Ohio Development Services Agency (HOPWA)	\$1,593,335
CDC	\$774,029
Ohio Dept of Health	\$7,078,414
Columbus Public Health	\$1,931,883
Toledo Lucas County Public Health	\$24,876
Public Health Dayton Montgomery County	\$87,965
Virginia Kettering	\$30,000
Summit County Health Dept	\$14,891
Fund Development & Private Donations	\$1,243,651
United Way	\$160,650
Program Revenue	\$58,911,088
Other Revenue	\$1,040,477
Total Revenue	\$73,546,357

EXPENSES:	
Medical, Behavioral, and Dental Srv	\$6,738,636
Pharmacy	\$40,007,696
Client Supportive Services	\$10,138,350
HIV Prevention, Education & Testing	\$2,855,190
Public Policy	\$321,941
Management & Support	\$5,178,771
Fund Development	\$1,229,451
Prizm	\$699,922
Total Expense	\$67,169,957

Change in Net Assets (Restricted & Unrestricted) \$6,376,400

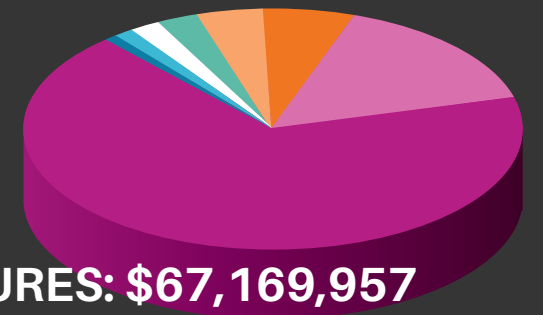
AUDITED FINANCIALS

For the Fiscal Year Ending June 30, 2018



REVENUE: \$73,546,357

- 80% Program Revenue
- 9% Ohio Dept of Health
- 3% Columbus Public Health
- 2% Ohio Development Services Agency (HOPWA)
- 1% Fund Development & Private Donations
- 1% US Dept of Health and Human Services
- 1% Other Revenue
- 1% CDC
- <1% Toledo Lucas County Public Health
- <1% Public Health Dayton Montgomery County
- <1% Virginia Kettering
- <1% Summit County Health Dept
- <1% United Way



EXPENDITURES: \$67,169,957

- 59% Pharmacy
- 15% Client Supportive Services
- 10% Medical, Behavioral, and Dental Srv
- 7% Management & Support
- 4% HIV Prevention, Education & Testing
- 2% Fund Development
- 1% Prizm
- <1% Public Policy

PREVENTION:

Community-based testing: **HIV: 4,723** tests | **STI: 2,423** tests



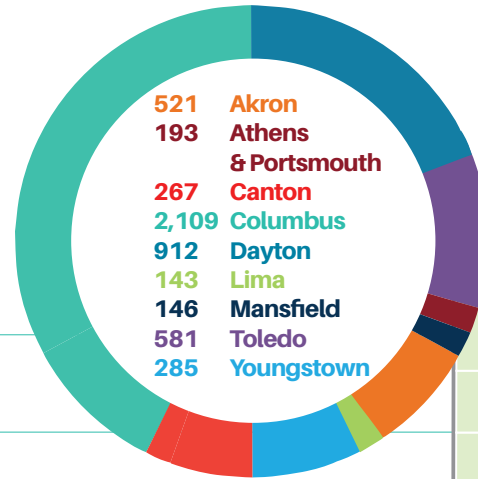
Syringe Exchange Participants:

2,357 individuals, **1,795** referred to substance use treatment



CASE MANAGEMENT & HOUSING:

5,157 HIV+ clients served



92% of all ACA eligible clients successfully enrolled during open enrollment

95% of clients enrolled in case management were prescribed HIV medication

89% of clients enrolled in case management had a primary case visit in the last 6 months

519 clients received assistance in maintaining or obtaining stable housing statewide

91% of Columbus Long Term Housing Program clients achieved an undetectable viral load

94% of clients reporting that their case management provided them educations about HIV transmission, resistance, and reinfection

35% Department wide growth

- Opened Youngstown Housing Location
- Awarded an Additional Housing Grant (Part A)
- Awarded Part C in Portsmouth which expanded to KY and WV for the first time ever

EQUITAS HEALTH INSTITUTE:

- Over **1,200** conference attendees through **6** conferences
- Trained over **2,400** individuals through **66** community and corporate trainings
- Presented at **4** national conferences:
 - Society for Public Health Education
 - National LGBTQ Health Conference, SYNC Conference
 - National Transgender Health Conference



Equitas Health 2018 Annual Report

MISSION

To be the gateway to good health for those at risk of or affected by HIV/AIDS, for the LGBTQ+ community, and for those seeking a welcoming healthcare home.

We can only create what we can imagine.

At Equitas Health we imagine HIV rendered untransmittable; we imagine knowledgeable, respectful, affordable healthcare accessible to all; we imagine basic needs met—housing, nutrition, transportation, communication no longer a barrier to good health; we imagine a time when science prevails over stigma, when compassion unravels hate.

But we are not just dreaming.

Right now at our medical centers, LGBTQ+ folks, people impacted by HIV, those who are underinsured and underserved are experiencing what it feels like to walk into a healthcare setting and be the expected patient.

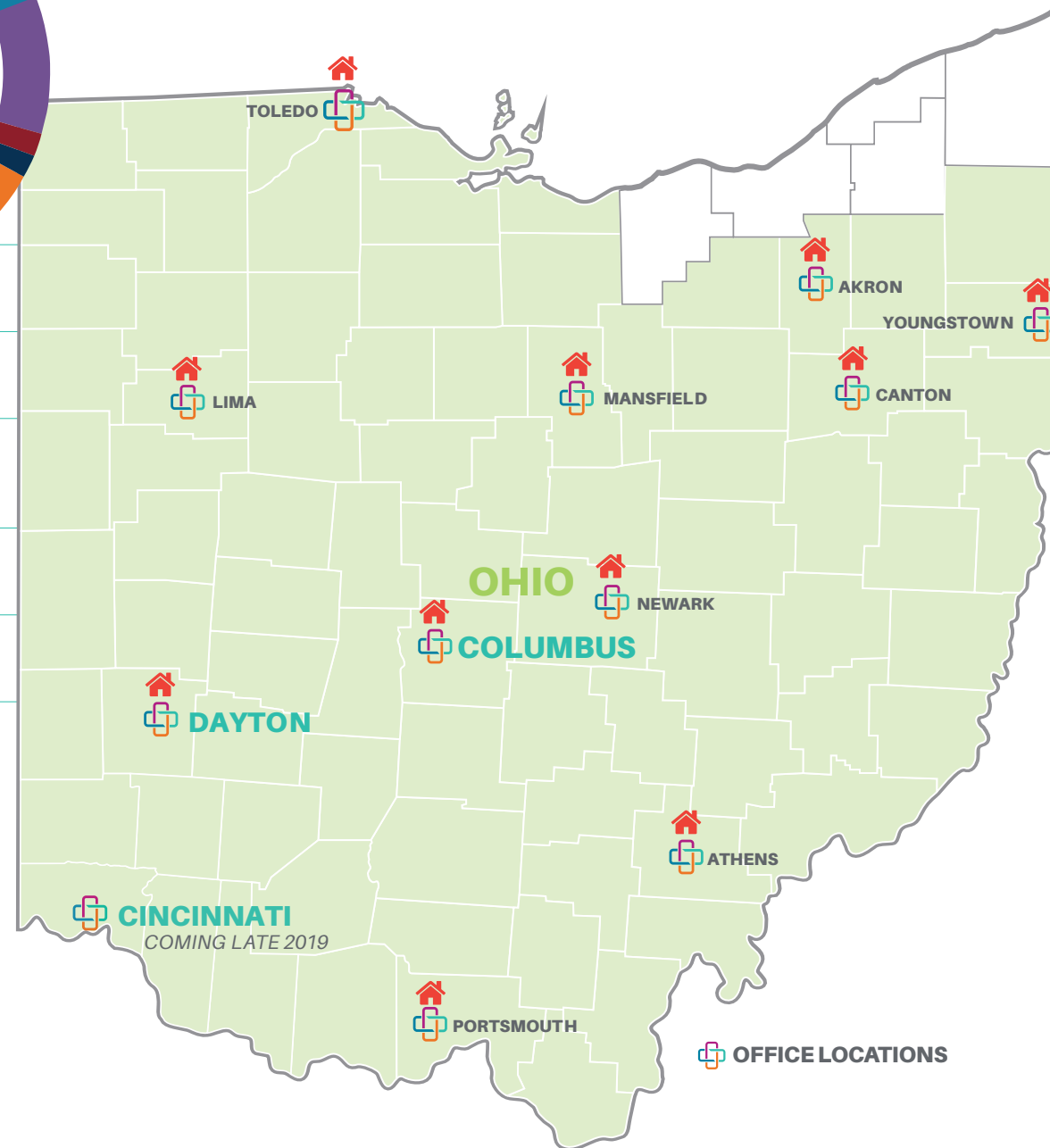
Across Ohio our Prevention, Client Services, Care Coordination, Medical, and Pharmacy staff—with testing, linkage to care, support to maintain treatment, PrEP education and access—are weaving the net of interventions that will ultimately stop HIV in its tracks, one person at a time.

At the Statehouse, our Advocacy team is engaging our elected officials with the research and data they need to make informed decisions about healthcare access, HIV decriminalization, and LGBTQ+ rights.

At universities and medical centers across the region, the Equitas Health Institute is training seasoned health professionals and the next generation of providers in the science and compassion of truly equitable care.

We are building the world we imagine.

But we are not doing it alone. Our partners at every stage of this work have been and continue to be our patients and clients. Their desire to take charge of their health—to build the lives they want to live—is an essential element in this world we create together.



Sincerely,



Bill

Bill Hardy
President/CEO